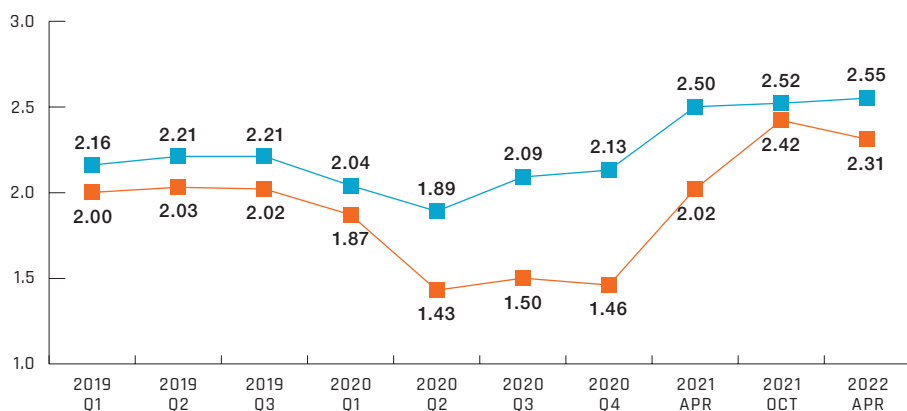


RELO

Regina Executive Leadership Outlook

MAY 2022

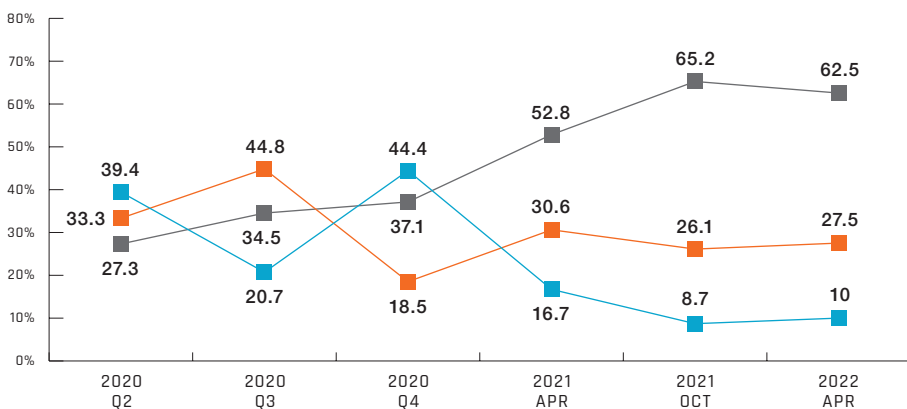
Executive Confidence Index



■ Confidence Index
■ Current Conditions

The RELO confidence index, based on a rating out of 3, is a composite snapshot score to help us quickly understand the future hiring intentions, sales and profitability of executive leaders in our city. The Confidence index edged up despite a small drop in the Current Conditions Index, which aggregates executive ratings of current economic business conditions compared to one year ago.

COVID Outlook



■ Worst is still to come
■ The worst is behind us
■ I'm not sure

While a clear majority of business leaders now believe the worst of the pandemic is now behind us, the number of leaders who are unsure has edged up slightly.

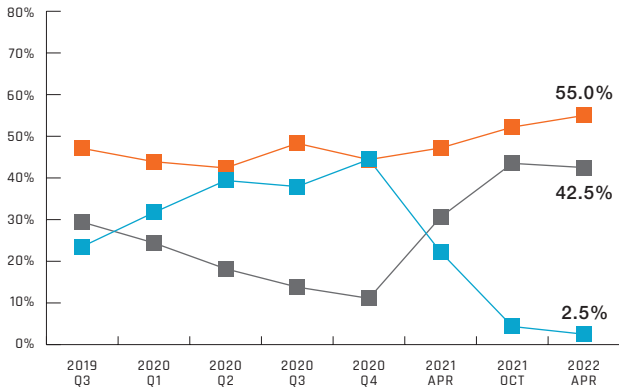
ABOUT THIS REPORT

Economic Development Regina (EDR), in partnership with Praxis Consulting (Praxis), began a quarterly publication entitled, "Regina Executive Leadership Outlook" in September 2014 that captures the thought leadership of senior business leaders in the Greater Regina Area (GRA) on key issues facing Regina and surrounding areas. The survey is distributed to a list of approximately 90 senior business leaders. The survey has a standard component entitled "The Economic Outlook."

This is a set of static questions asked each quarter that inform a unique Executive Confidence Index. This index is used to measure how confident executives are in Regina's overall economy across each quarter. To view previous reports, [click here](#). For more information, contact: [Chris Bonk](#), Communications Senior Manager, Economic Development Regina (p: 306-565-6388) or [Valerie Sluth](#), CEO, Praxis Consulting (p: 306-545-3755).

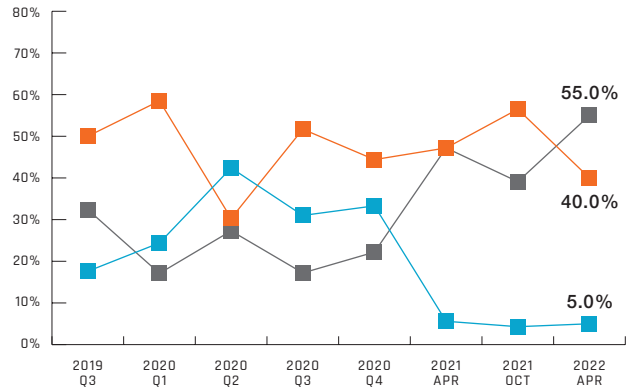
Your Firm's Total Fixed Investments

Past 12 months (actual)



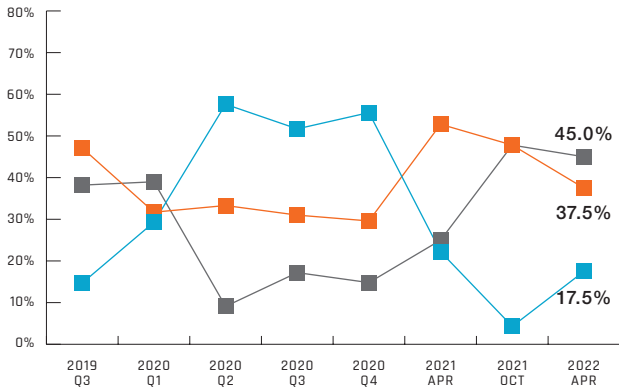
■ Decreased ■ Increased ■ Stayed the same

Next 12 months (expected)



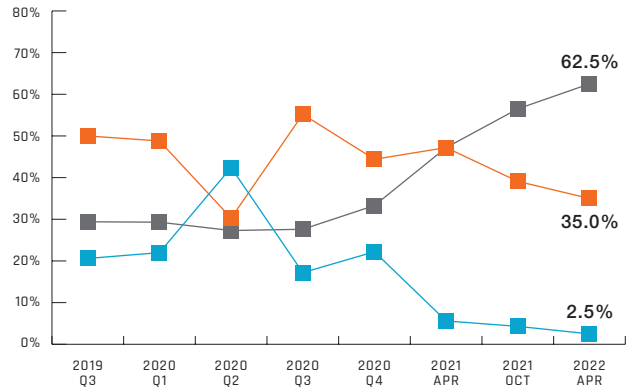
Number of people your firm employs

Past 12 months (actual)



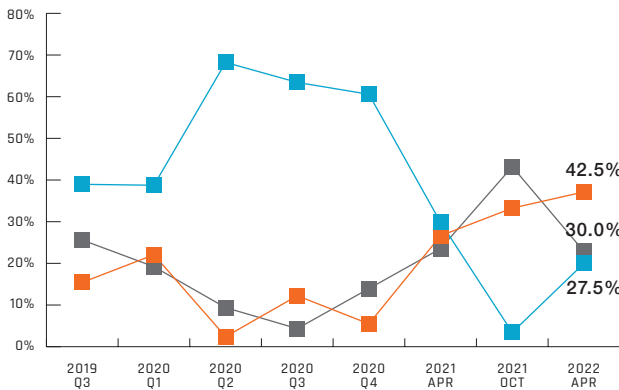
■ Decreased ■ Increased ■ Stayed the same

Next 12 months (expected)



Profitability

Past 12 months (actual)



■ Decreased ■ Increased ■ Stayed the same

Next 12 months (expected)

